



Data
Journalism
Agency

Annual report

2016

Mission

To promote the authorities transparency by developing high-quality journalism and data journalism, which implies analysis and presentation of big data in an interesting and comprehensive form. To assist politicians, public officials and citizens conscious decision-making using big data analysis. To promote "digital culture" among politicians, officials, and civil society representatives. To create infographics, articles, news, analytical materials on socially important issues and disseminate those through the media and Internet.

Development

Our interactive visualizations have become more profound and extensive. We have greatly improved the strategy for promoting of our products. Thus, our major project launches were accompanied by public presentations or debates with the participation of journalists and experts interested in the issues.

We have started practicing joint and simultaneous publication of our projects with the national media.

We conduct internal training for employees. The Agency's key employees visited international conferences on data visualization.

We have also established regular collaboration with authorities and think tanks to exchange and analyze big data.

Our presence in social media has increased, we started using new channels of information.

12 interns have worked at the Agency throughout the year.

Fields of activity

Three main fields of our activity include:



I. Internet-Media
TEXTY.org.ua
(writing articles, news feeds and publishing visualizations based on data journalism)



II. Development of high-quality analytical materials, namely, policy briefs for decision-makers, as well as large databases analyses and their visualization



III. Training sessions on data analysis for officials and journalists

I. MEDIA

TEXTY.ORG.UA

Special attention has
been paid to:

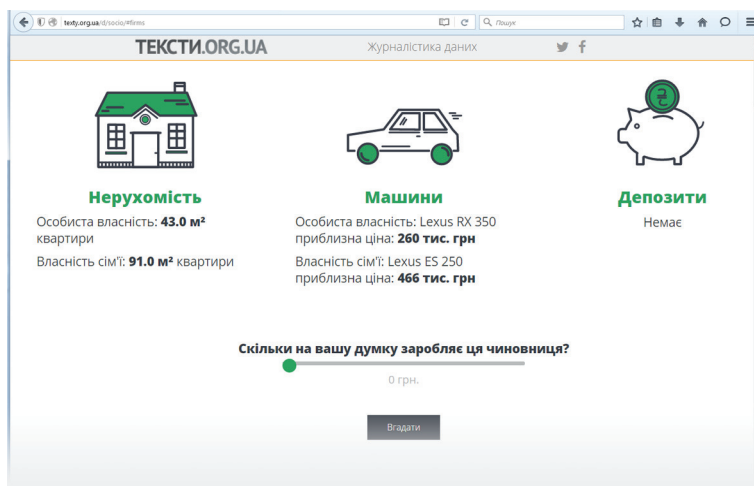
-
- War, occupied and frontline territories
 - Corruption and ineffective management
 - Legislative and executive authorities work on implementation of reforms and analysis of successful and failed reforms
 - Media responsibility towards society
 - Analysis of the Russian methods of propaganda in social media

Our works are related
to all spheres of public
life, but the priority in
2016 has been given to
the following issues:

-
- Open data policy
 - Electronic declarations of politicians and civil servants
 - Public finance (use of public funds, budget policy, public procurement, licensing)
 - Infrastructure and urban studies
 - Environmental protection
 - Exposing Russian propaganda in social media

2016 Data Journalism projects:

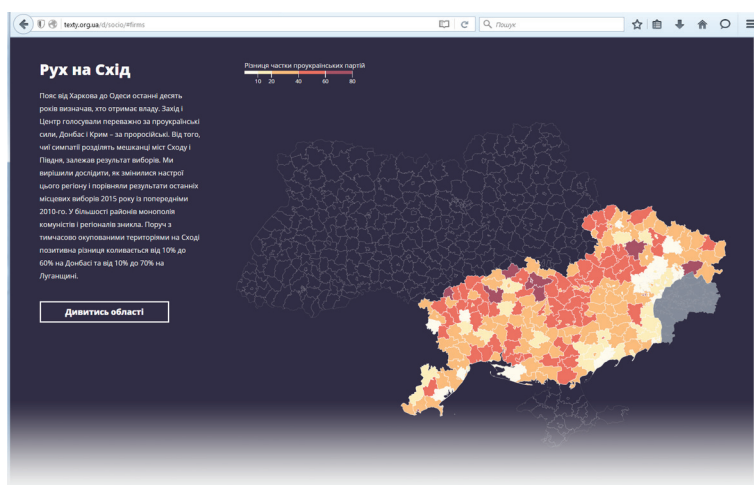
1. Stock, yards and two cars: an interactive game about the property of public officials



We offered to guess how much an official earns per month based on his/her wealth. Information for the game was taken from the declarations database: [declarations.com.ua](http://texty.org.ua/d/static/decl_game/)

http://texty.org.ua/d/static/decl_game/

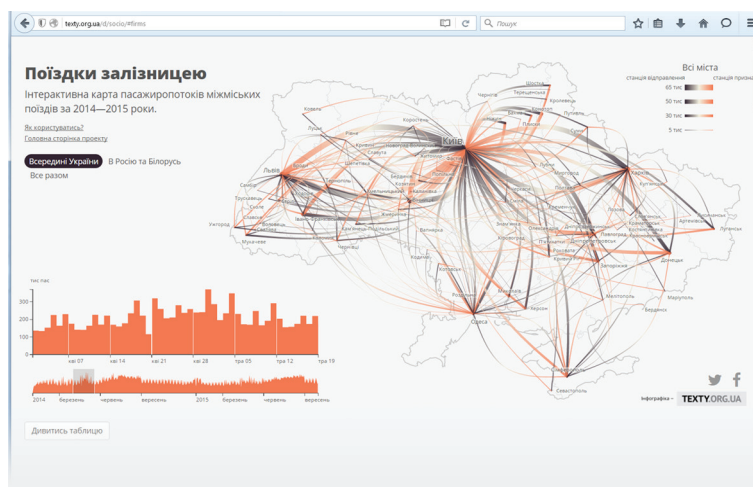
2. Local Ukrainization. Citizens support of the pro-Ukrainian parties in the East and South is growing



We have analyzed the change in political preferences of people living in districts and cities in the East and South of Ukraine within the past five years.

<http://texty.org.ua/d/el2015/>

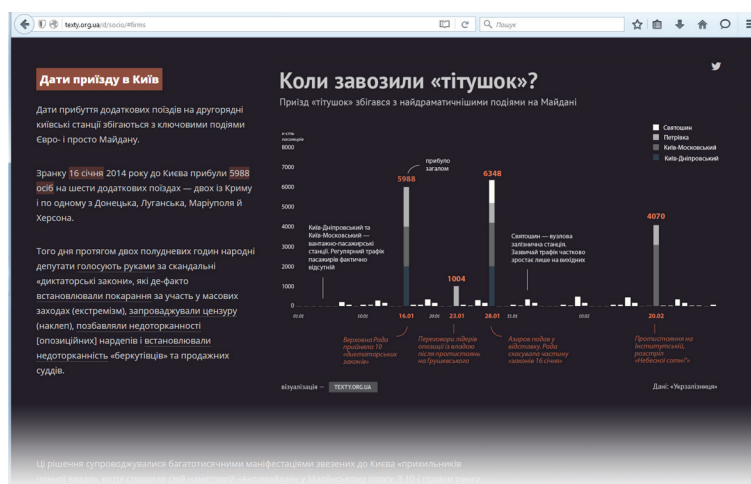
3. Citizens as passengers. How, where and how often did Ukrainians travel using Ukrzaliznytsia (Ukrainian Railway) inter-city service in 2014-2015



Interactive graphics shows Ukrzaliznytsia passenger flow on the territory of Ukraine, as well as in Russia and Belarus.

<http://texty.org.ua/d/uz/>

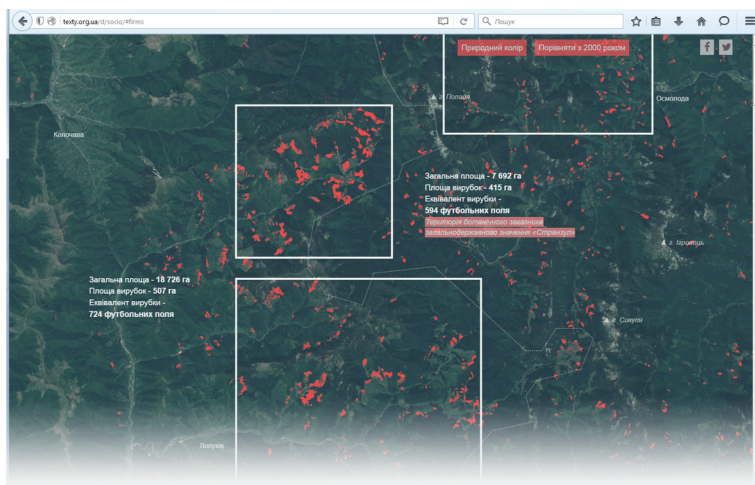
4. "Yanukovych-travel" trains: how the crowds of people were transported to Kyiv to support Yanukovych.



An investigation based on the data about the sold Ukrzaliznytsia train tickets: how the so-called "titushki" were brought to Kiev in January and February of 2014.

http://texty.org.ua/d/uz_maidan/

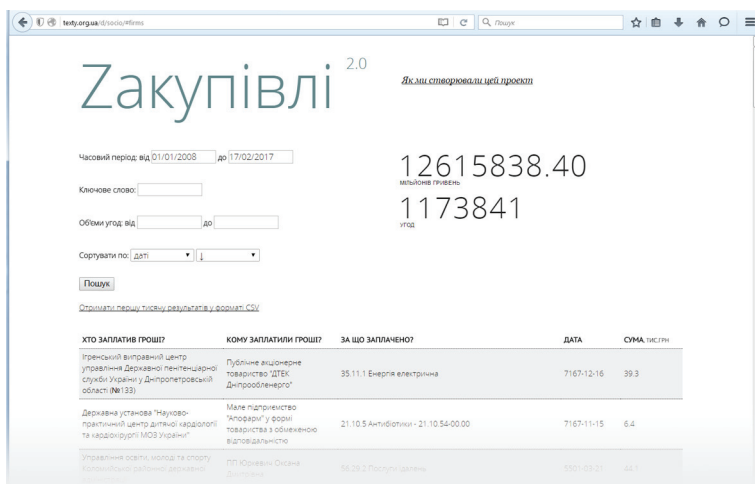
5. The Carpathian massacre. An interactive map of deforestation created based on satellite images



We have analyzed data from satellite images of the main part of Ukrainian Carpathian Mountains and chosen several areas that suffered from deforestation.

<http://texty.org.ua/d/deforestation/>

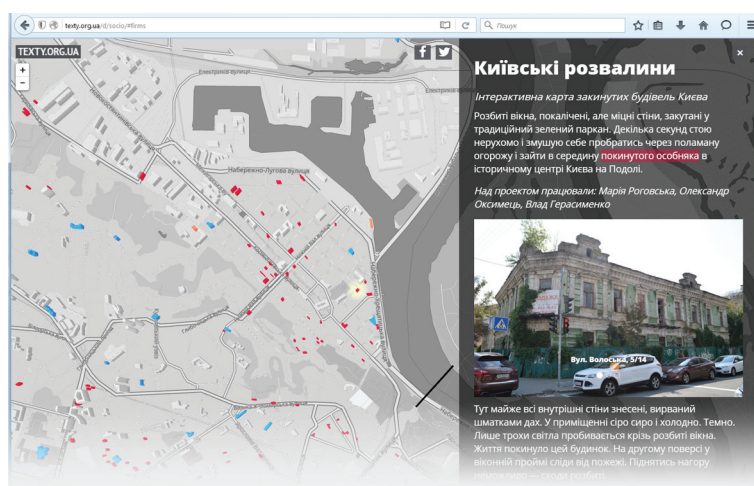
6. All state purchases since 2008 – in one database. We relaunched z.texty.org.ua



A tool for everyone interested in public procurements: from the market participants to investigating journalists. It is now possible to view purchases of any specific state institution or City Council, starting from 2008.

<http://z.texty.org.ua/>

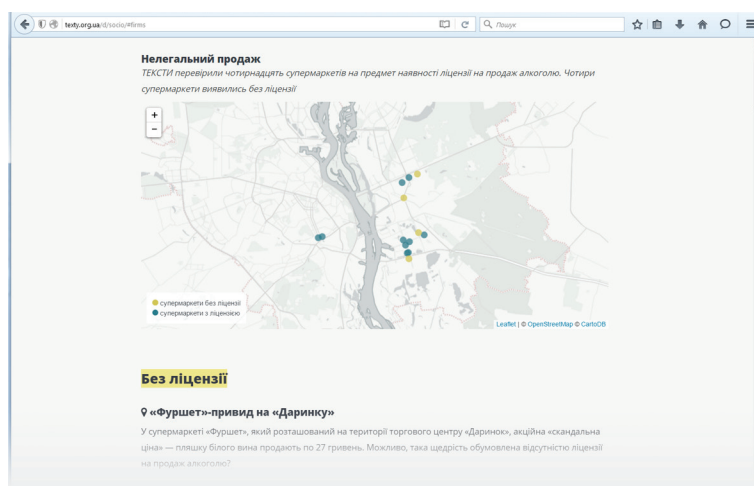
7. The Ruins of Kyiv. An interactive map of abandoned buildings in Kyiv



Two types of buildings are marked on the map: buildings that are in the emergency state because of their old age; and the uncompleted construction projects. The map contains almost 300 objects.

<http://texty.org.ua/d/buildings-kyiv/>

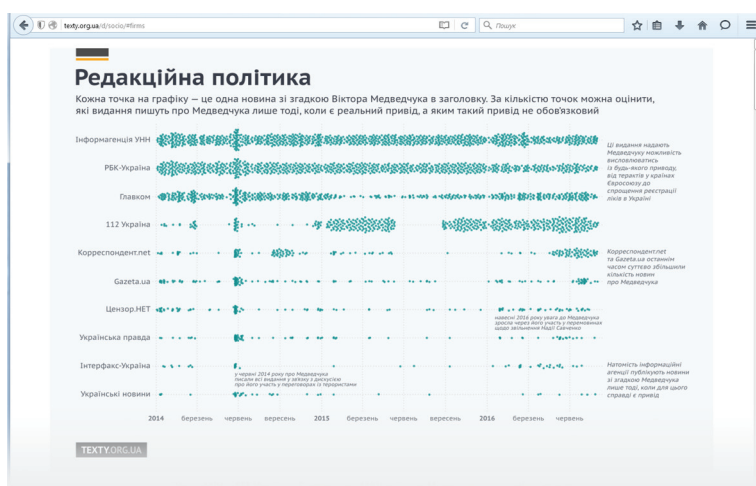
8. How alcohol is sold illegally



Based on the open data on alcohol licenses, made public by the State Tax Inspectorate, we have determined how illegal alcohol trade is carried out in five cities.

<http://texty.org.ua/d/alcohol/>

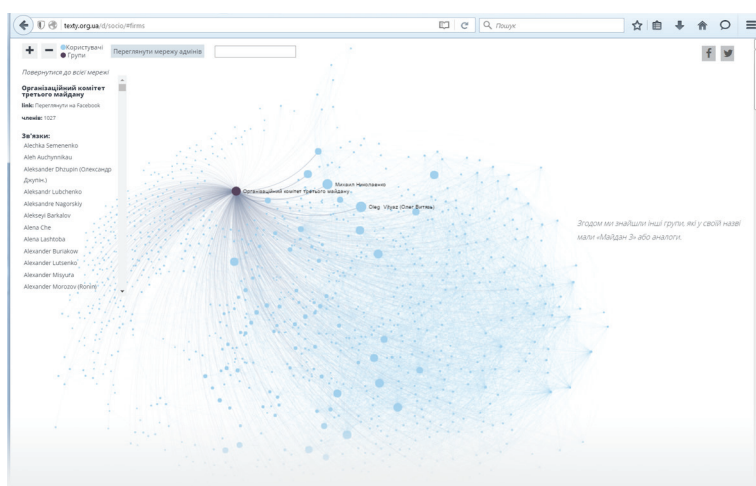
9. The church of Medvedchuk's Witnesses. Which media publish news about Viktor Medvedchuk with no grounds for it?



We have explored the websites covering every statement or comment of Viktor Medvedchuk in detail, and compared the number of messages with his name mentioned in the header.

<http://texty.org.ua/d/medvedchuk/>

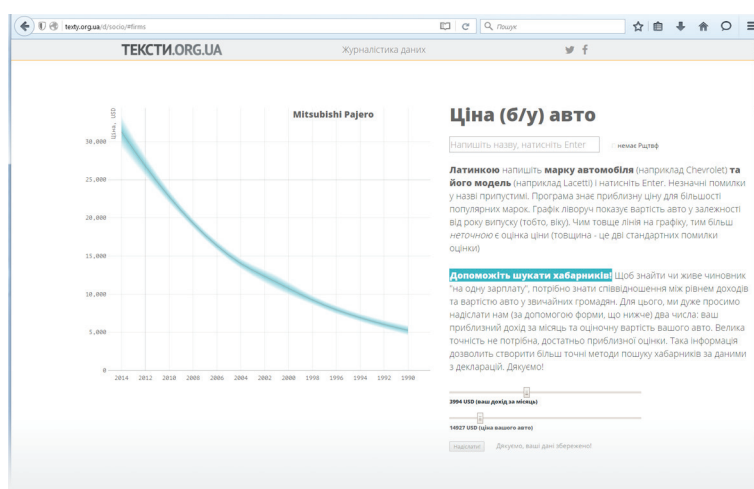
10. TrollSphere. A net of Russian Facebook trolls was disclosed. Under the guise of Ukrainian patriots, they were calling for an armed revolt.



The network consists of about two thousand Facebook users. This network is closely associated with the so-called Donetsk People's Republic militant Stepan Mazura's fighting groups.

<http://texty.org.ua/d/fb-trolls/>

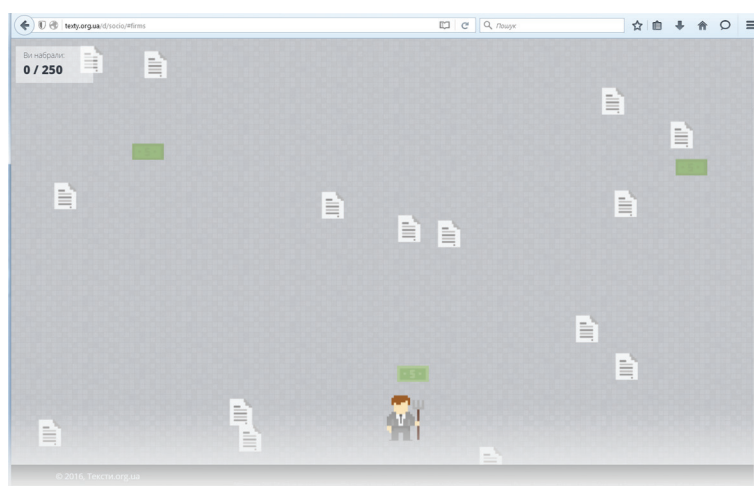
11. Used car prices, web application



Allows quick search for an approximate price of the most popular car brands. The graph demonstrates the price dependence on the car age. By means of this application, we collect information allowing to calculate the correlation between the real (non-official) income of people and the prices of cars they own. This ratio is extrapolated on the income of state officials and the cost of their cars.

<http://apps.texty.org.ua/>

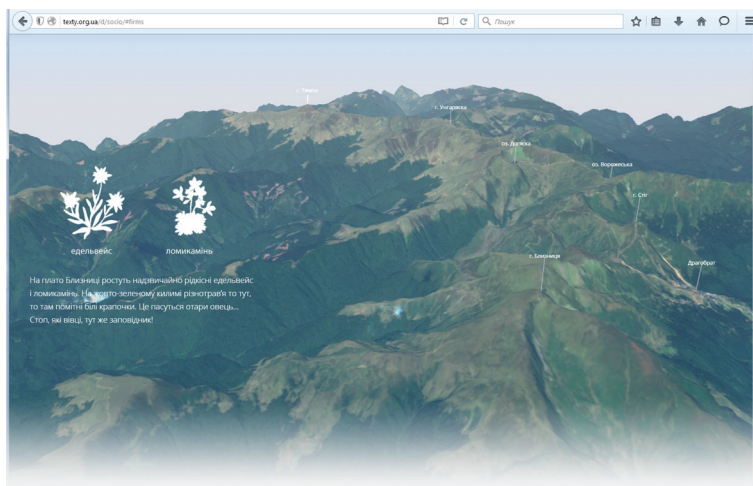
12. Declarations-GO. Interactive game



The game helped to attract citizens' attention to the declarations of public officials. The task of the game is to help public officials to collect money, evade declarations and destroy them. The game is created based on data available in the Unified State Register of Declarations.

<http://texty.org.ua/d/declarations-game/>

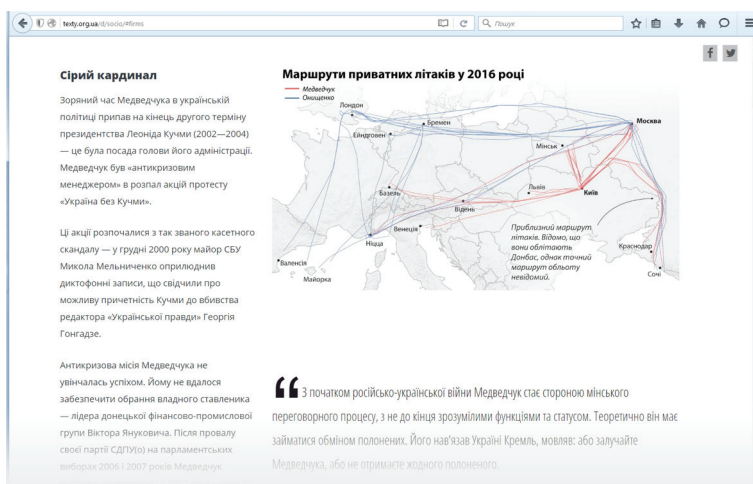
13. Svydovets. Anatomy Of The Carpathians. Deforestations, illegal land acquisition and the unknown life of the Carpathians



The story of what the Carpathians really are. It is about deforestation, semi-legal tourist lodging, meadows, cliffs, about the issue of the mining area and its prospects.

<http://texty.org.ua/d/carpathians-3d/>

14. The sky above Moscow. Dates, routes, destinations



A map depicting private plane routes of two politicians: Viktor Medvedchuk and Oleksandr Onyshchenko.

http://texty.org.ua/d/flights_static/

2016 published on texty.org.ua:

2611
news

244
articles

130
static and
interactive
infographics

15
works on data
journalism

Resonance

The project "Stock, yards and two cars" became a finalist of Data Journalism Awards – 2016 contest.

Project "TrollSphere" drew the major attention of Ukrainian and foreign mass media and social media. After this project, we conducted many interviews with national media.

Our activities have created a general demand for data search and analysis in Ukrainian society. Thus, more than 10 thousand students enrolled in the online course from Anatoliy Bondarenko (our leading Data Journalist) on the platform Prometheus.org.ua.

II. THINK TANK

The team has continued its development as a think tank in 2016. We have prepared a number of analytical notes, articles, interactive projects based on big data analysis, and web applications that help users to analyze big data independently.

We participated in roundtables on open data policy, expanded cooperation with state authorities and other think tanks.

To attract public attention to our products, a number of activities, including debates, presentations, and conferences were held.

III. TRAINING

Seminars

Dozens of trainings and seminars on data search and analysis, infographics, data journalism and text writing were conducted.

In July, our journalist held a two-day workshop for employees of the NGO "Center For Democratic Transition" in Montenegro's capital – Podgorica. The sessions were devoted to the analysis of the officials' declarations, search for stories in data and methods of data presentation to different audiences.

On November, 2-3, in Chisinau (Moldova), a workshop for journalists "Data Journalism and Data Visualizations Tools" was held.

International cooperation

In March 2016, our analyst took a month-long training in "Demos" think tank (London, United Kingdom).

On October 7, our analysts participated in a panel discussion on data journalism development in Ukraine conducted for the Internews office managers from Eastern Europe and Eurasia (Kyiv, Internews-Ukraine).

Our team members also participated as speakers and trainers at the following international conferences:

- The conference, organized by the Ukrainian Think Tank Liaison Office in Brussels (Belgium, 28.02-02.03.2016)
- International Conference "Access to public information through open data in the state institutions of Ukraine» (Kyiv, Ukraine, 04.03.2016)
- Point Conference (Sarajevo, Bosnia and Herzegovina, May 2016)
- International Forum «E-democracy for change», section "Open data: what, how and for whom?" (Vinnytsia, Ukraine, 29.06.2016)
- International Open Data Conference 2016 (Madrid, Spain, 05-06.10.2016)
- International Conference "Open and big data for sustainable development" (Kyiv, Ukraine, 17-18.11.2016)

Cooperation with the authorities and think tanks

In cooperation with the Ministry of Infrastructure, the passenger flow at the Ukrainian railway was analyzed.

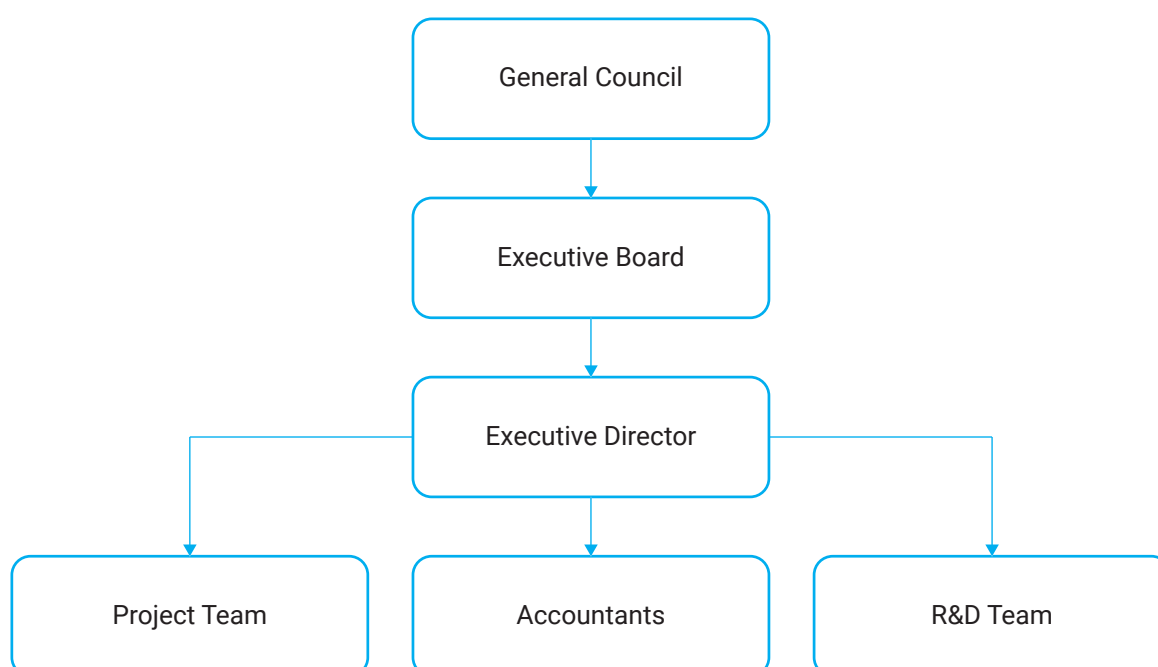
Consulting was provided to the State Agency on e-Governance to improve the work with open data.

The state of data opening by the ministries and state institutions was assayed for the State open data agency.

The state of data opening by the ministries and state institutions was assayed for the State open data agency.

Our representative was a jury member at the contest of open data-based electronic investigations.

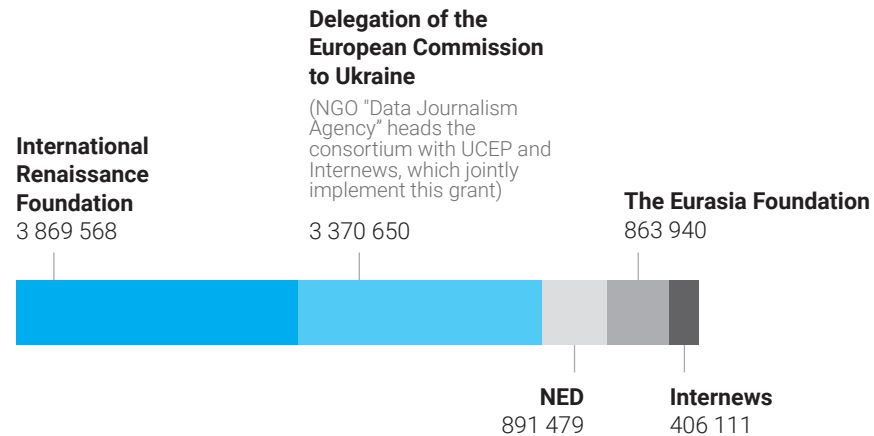
STRUCTURE



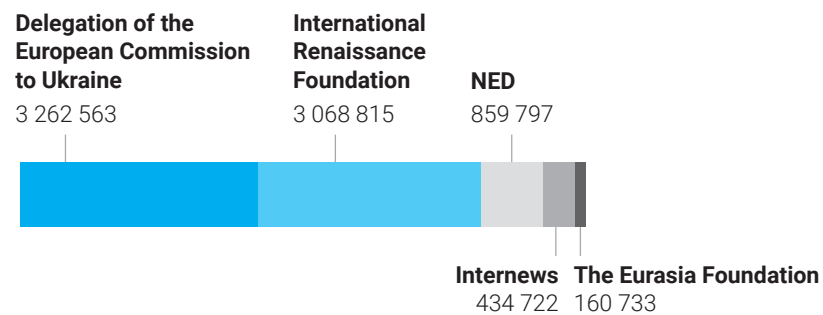
BUDGET

Income in 2016

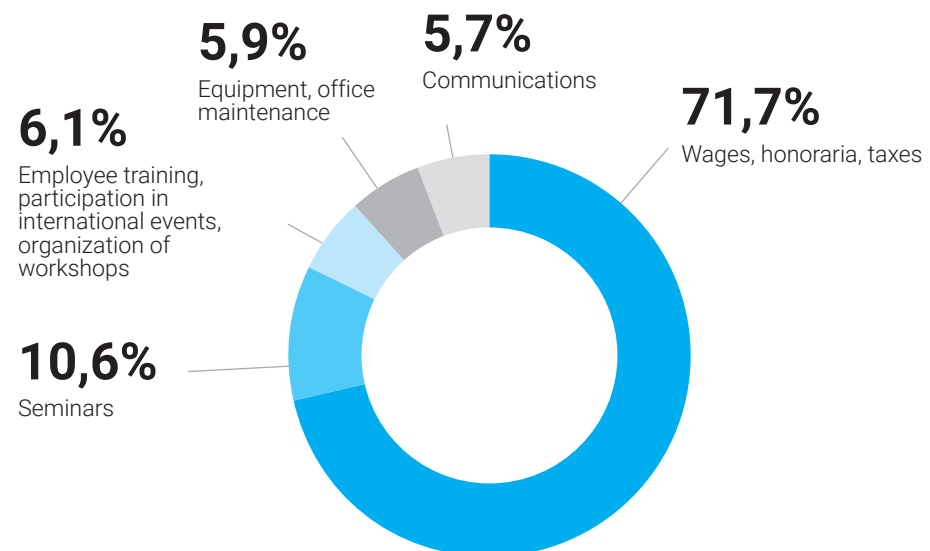
Revenues, UAH



Expenses



Expenses. (internal structure)



The views and opinions expressed in this report are the author's own and do not necessarily represent the opinion of the Government of Sweden.



This project has been created under the Ukrainian Think Tank Development Initiative, implemented by the International Renaissance Foundation (IRF) in partnership with the Think Tank Fund (TTF) and funded by the Embassy of Sweden in Ukraine.